
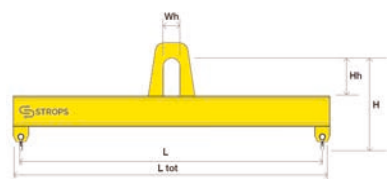



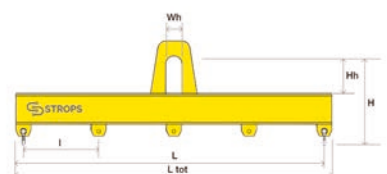
## BILANCINO FISSO SOLLEVAMENTO CENTRALE



Codice	Portata t	L mt	L tot mm	W mm	Wh mm	hH mm	H mm	MASSA kg
BIL/F1/01	1	1	1,075	55	45	100	270	11
BIL/F1/02	1	2	2,075	64	45	100	290	24
BIL/F1/03	1	3	3,075	120	45	100	284	63
BIL/F1/04	1	4	4,075	120	45	100	284	84
BIL/F1/05	1	5	5,075	140	45	100	303	127
BIL/F2/01	2	1	1,075	64	45	100	298	13
BIL/F2/02	2	2	2,075	120	45	100	292	44
BIL/F2/03	2	3	3,075	140	45	100	311	78
BIL/F2/04	2	4	4,075	160	45	100	330	127
BIL/F2/05	2	5	4,075	160	45	100	330	165
BIL/F3/02	3	2	2,075	140	45	100	316	55
BIL/F3/03	3	3	3,075	160	45	100	335	99
BIL/F3/04	3	4	4,075	180	45	100	354	149
BIL/F3/05	3	5	5,075	180	45	100	354	185
BIL/F4/03	4	3	3,1	180	45	110	394	118
BIL/F4/04	4	4	4,1	200	45	110	413	182
BIL/F4/05	4	5	5,1	200	45	110	413	224
BIL/F5/03	5	3	3,1	200	50	130	433	141
BIL/F5/04	5	4	4,1	220	50	130	453	217
BIL/F5/05	5	5	5,1	220	50	130	453	268

\*misure e pesi indicativi

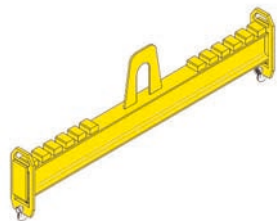
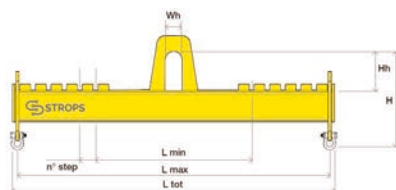
## BILANCINO FISSO MULTIPLO SOLLEVAMENTO CENTRALE



Codice	Portata t	L mt	L tot mm	W mm	Wh mm	hH mm	H mm	I mm	MASSA kg
BIL/R1/01	1	1	1,075	55	45	100	270	250	12
BIL/R1/02	1	2	2,075	64	45	100	290	250	25
BIL/R1/03	1	3	3,075	120	45	100	284	250	65
BIL/R1/04	1	4	4,075	120	45	100	284	250	85
BIL/R1/05	1	5	5,075	140	45	100	303	250	130
BIL/R2/01	2	1	1,075	64	45	100	298	250	17
BIL/R2/02	2	2	2,075	120	45	100	292	250	46
BIL/R2/03	2	3	3,075	140	45	100	311	250	81
BIL/R2/04	2	4	4,075	160	45	100	330	250	130
BIL/R2/05	2	5	4,075	160	45	100	330	250	161
BIL/R3/02	3	2	2,075	140	45	100	316	500	56
BIL/R3/03	3	3	3,075	160	45	100	335	500	102
BIL/R3/04	3	4	4,075	180	45	100	354	500	151
BIL/R3/05	3	5	5,075	180	45	100	354	500	187
BIL/R4/03	4	3	3,1	180	45	110	394	500	122
BIL/R4/04	4	4	4,1	200	45	110	413	500	186
BIL/R4/05	4	5	5,1	200	45	110	413	500	228
BIL/R5/03	5	3	3,1	200	50	130	433	500	148
BIL/R5/04	5	4	4,1	220	50	130	453	500	225
BIL/R5/05	5	5	5,1	220	50	130	453	500	276

\*misure e pesi indicativi

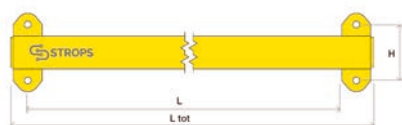
# BILANCINO REGOLABILE SOLLEVAMENTO CENTRALE RC



Codice	Portata t	L min mt	L max mt	N° step	L tot mt	WH mm	hH mm	H mm	MASSA kg
BIL/RC1/01	1	0,5	1	2x250	1,1	45	100	280	16
BIL/RC1/02	1	1	2	4x250	2,1	45	100	300	29
BIL/RC1/03	1	1,5	3	6x250	3,1	45	100	294	70
BIL/RC1/04	1	2	4	8x250	4,1	45	100	294	90
BIL/RC1/05	1	2,5	5	10x250	5,1	45	100	313	134
BIL/RC2/01	2	0,5	1	2x250	1,1	45	100	300	22
BIL/RC2/02	2	1	2	4x250	2,1	45	100	294	51
BIL/RC2/03	2	1,5	3	6x250	3,1	45	100	313	89
BIL/RC2/04	2	2	4	8x250	4,1	45	100	332	138
BIL/RC2/05	2	2,5	5	10x250	5,1	45	100	332	168
BIL/RC3/02	3	1	2	4x250	2,1	45	100	333	63
BIL/RC3/03	3	1,5	3	6x250	3,1	45	100	352	110
BIL/RC3/04	3	2	4	8x250	4,1	45	100	421	159
BIL/RC3/05	3	2,5	5	10x250	5,1	45	100	421	195
BIL/RC4/03	4	1,5	3	6x250	3,1	45	110	419	127
BIL/RC4/04	4	2	4	8x250	4,1	45	110	438	192
BIL/RC4/05	4	2,5	5	10x250	5,1	45	110	438	234
BIL/RC5/03	5	1,5	3	6x250	3,1	50	130	458	153
BIL/RC5/04	5	2	4	8x250	4,1	50	130	470	230
BIL/RC5/05	5	2,5	5	10x250	5,1	50	130	470	280

\*misure e pesi indicativi

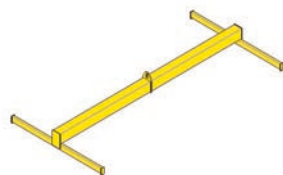
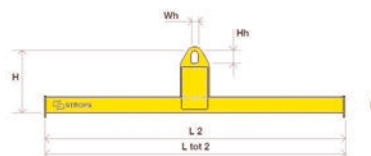
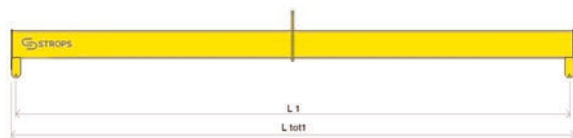
## DISTANZIATORE FISSO DF



Codice	Portata t	L mt	L tot mt	W mm	Wh mm	H mm	H tot mm
BIL/DF05/1	5	1	1,106	-	-	175	262
BIL/DF05/2	5	2	2,106	-	-	175	262
BIL/DF05/3	5	3	3,106	-	-	175	262
BIL/DF05/4	5	4	4,106	-	-	175	262
BIL/DF05/5	5	5	5,106	-	-	175	262

\*misure e pesi indicativi

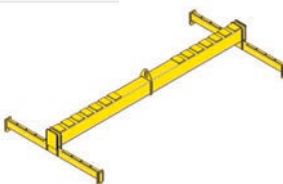
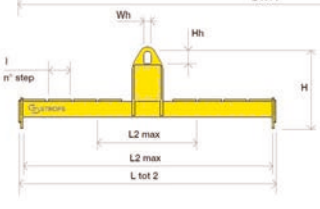
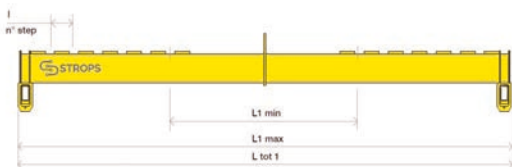
# BILANCINO AD H FISSO



Codice	Portata t	L1 mt	L2 mt	L1 tot x L2 tot mt	Wh mm	hH mm	H mm	MASSA kg
BIL/H01/2	1	2	1	2,1x1,02	90	190	721	16000
BIL/H02/2	2	2	1	2,1x1,02	90	190	721	17800
BIL/H03/2	3	2	1	2,1x1,02	90	190	721	19600
BIL/H04/2	4	2	1	2,1x1,02	90	190	721	21400
BIL/H05/2	5	2	1	2,1x1,02	90	190	721	23400
BIL/H01/3	1	3	2	3,1x2,02	90	190	721	27500
BIL/H02/3	2	3	2	3,1x2,02	90	190	721	29300
BIL/H03/3	3	3	2	3,1x2,02	90	190	721	31100
BIL/H04/3	4	3	2	3,1x2,02	90	190	721	32900
BIL/H05/3	5	3	2	3,1x2,02	90	190	721	34800
BIL/H01/4	1	4	2	4,1x2,02	90	190	721	31600
BIL/H02/4	2	4	2	4,1x2,02	90	190	721	34000
BIL/H03/4	3	4	2	4,1x2,02	90	190	721	36450
BIL/H04/4	4	4	2	4,1x2,02	90	190	721	38900
BIL/H05/4	5	4	2	4,1x2,02	90	190	721	41300
BIL/H01/5	1	5	2,5	5,1x2,52	90	190	721	39000
BIL/H02/5	2	5	2,5	5,1x2,52	90	190	721	42000
BIL/H03/5	3	5	2,5	5,1x2,52	90	190	721	45100
BIL/H04/5	4	5	2,5	5,1x2,52	90	190	721	48200
BIL/H05/5	5	5	2,5	5,1x2,52	90	190	721	51200

\*misure e pesi indicativi

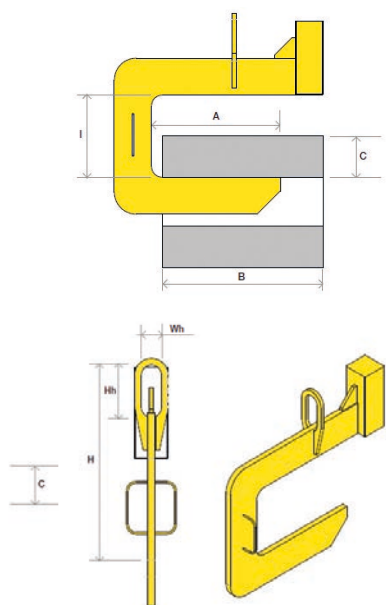
# BILANCINO AD H REGOLABILE HR



Codice	WLL (Kg)	L1 max x L1 min	L2 max x L2 min	L1 max x L2 min	Wh (mm)	hH (mm)	H (mm)	MASSA (Kg)
BIL/HR01/2	1	2x1	1x0,5	1,06x2,06	190	90	800	12000
BIL/HR02/2	2	2x1	1x0,5	1,06x2,06	190	90	800	13550
BIL/HR03/2	3	2x1	1x0,5	1,06x2,06	190	90	800	15100
BIL/HR04/2	4	2x1	1x0,5	1,06x2,06	190	90	800	16650
BIL/HR05/2	5	2x1	1x0,5	1,06x2,06	190	90	800	18200
BIL/HR01/3	1	3x2	2x1	2,06X3,06	190	90	800	30700
BIL/HR02/3	2	3x2	2x1	2,06X3,06	190	90	800	33350
BIL/HR03/3	3	3x2	2x1	2,06X3,06	190	90	800	36000
BIL/HR04/3	4	3x2	2x1	2,06X3,06	190	90	800	38650
BIL/HR05/3	5	3x2	2x1	2,06X3,06	190	90	800	41300
BIL/HR01/4	1	4x2	2x1	2,06x4,06	190	90	800	37100
BIL/HR02/4	2	4x2	2x1	2,06x4,06	190	90	800	40300
BIL/HR03/4	3	4x2	2x1	2,06x4,06	190	90	800	43500
BIL/HR04/4	4	4x2	2x1	2,06x4,06	190	90	800	46700
BIL/HR05/4	5	4x2	2x1	2,06x4,06	190	90	800	49900
BIL/HR01/5	1	5x2,5	2,5x1	2,56X5,06	190	90	800	45600
BIL/HR02/5	2	5x2,5	2,5x1	2,56X5,06	190	90	800	49600
BIL/HR03/5	3	5x2,5	2,5x1	2,56X5,06	190	90	800	53600
BIL/HR04/5	4	5x2,5	2,5x1	2,56X5,06	190	90	800	57600
BIL/HR05/5	5	5x2,5	2,5x1	2,56X5,06	190	90	800	61600

\*misure e pesi indicativi

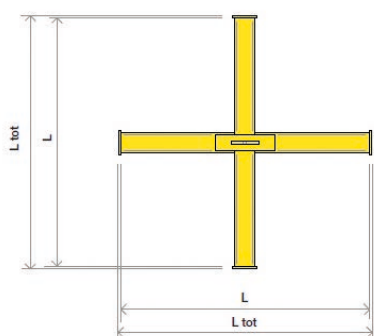
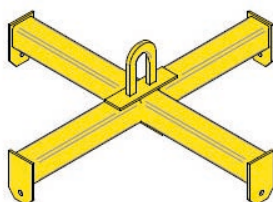
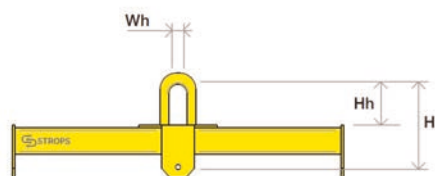
# FORCA PER COILS



Codice	Portata t	BxC mm	A mm	I mm	Wh mm	hH mm	H mm
BIL/COIL/0,5/0300	0,5	300x60	225	400	50	100	520
BIL/COIL/0,5/0500	0,5	500x70	375	400	50	100	520
BIL/COIL/0,5/0750	0,5	750x75	565	400	50	100	520
BIL/COIL/0,5/1000	0,5	1000x80	750	400	50	100	520
BIL/COIL/1,0/0300	1	300x75	225	450	55	120	600
BIL/COIL/1,0/0500	1	500x80	375	450	55	120	600
BIL/COIL/1,0/0750	1	750x100	565	450	55	120	600
BIL/COIL/1,0/1000	1	1000x110	750	450	55	120	600
BIL/COIL/2,5/0300	2,5	300x90	225	500	75	150	680
BIL/COIL/2,5/0500	2,5	500x110	375	500	75	150	680
BIL/COIL/2,5/0750	2,5	750x135	565	500	75	150	680
BIL/COIL/2,5/1000	2,5	1000x140	750	500	75	150	680
BIL/COIL/5,0/0750	5	750x160	565	550	90	190	780
BIL/COIL/5,0/1000	5	1000x180	750	550	90	190	780
BIL/COIL/5,0/1250	5	1250x200	940	550	90	190	780
BIL/COIL/5,0/1500	5	1500x220	1125	550	90	190	780
BIL/COIL/7,5/0750	7,5	750x200	565	550	110	230	830
BIL/COIL/7,5/1000	7,5	1000x230	750	550	110	230	830
BIL/COIL/7,5/1250	7,5	1250x230	940	550	110	230	830
BIL/COIL/7,5/1500	7,5	1500x250	1125	550	110	230	830
BIL/COIL/10,0/0750	10	750x230	565	600	120	250	910
BIL/COIL/10,0/1000	10	1000x230	750	600	120	250	910
BIL/COIL/10,0/1250	10	1250x270	940	600	120	250	910
BIL/COIL/10,0/1500	10	1500x290	1125	600	120	250	910

\*misure e pesi indicativi

# BILANCINO BIG BAG



Codice	Portata t	LxL mt	Wh mm	Hh mm	H mm
BIL/0,5/BIG-BAG	0,5	1x1	55	125	291
BIL/1,0/BIG-BAG	1	1x1	55	125	291
BIL/2,0/BIG-BAG	2	1x1	55	125	310

\*misure e pesi indicativi