


FASCE TONDE


Articolo d'importazione



1 Ton

Fasce tonde di sollevamento 1 Ton viola di alta qualità, in poliestere PES

Codice	L mt	Circonferenza mt	W.L.L. Ton
CE/LLF/01/01	0,5	1	1
CE/LLF/01/02	1	2	1
CE/LLF/01/03	1,5	3	1
CE/LLF/01/04	2	4	1
CE/LLF/01/05	2,5	5	1
CE/LLF/01/06	3	6	1
CE/LLF/01/08	4	8	1
CE/LLF/01/10	5	10	1
CE/LLF/01/12	6	12	1
CE/LLF/01/16	8	16	1




2 Ton

Fasce tonde di sollevamento 2 Ton verdi di alta qualità, in poliestere PES


Codice	L mt	Circonferenza mt	W.L.L. Ton
CE/LLF/02/01	0,5	1	2
CE/LLF/02/02	1	2	2
CE/LLF/02/03	1,5	3	2
CE/LLF/02/04	2	4	2
CE/LLF/02/05	2,5	5	2
CE/LLF/02/06	3	6	2
CE/LLF/02/08	4	8	2
CE/LLF/02/10	5	10	2
CE/LLF/02/12	6	12	2
CE/LLF/02/16	8	16	2

FASCE TONDE

Articolo d'importazione




3 Ton	Fasce tonde di sollevamento 3 Ton gialle di alta qualità, in poliestere PES		
Codice	L mt	Circonferenza mt	W.L.L. Ton
CE/LLF/03/02	1	2	3
CE/LLF/03/03	1,5	3	3
CE/LLF/03/04	2	4	3
CE/LLF/03/05	2,5	5	3
CE/LLF/03/06	3	6	3
CE/LLF/03/08	4	8	3
CE/LLF/03/10	5	10	3
CE/LLF/03/12	6	12	3
CE/LLF/03/16	8	16	3



4 Ton	Fasce tonde di sollevamento 4 Ton grigie di alta qualità, in poliestere PES		
Codice	L mt	Circonferenza mt	W.L.L. Ton
CE/LLF/04/01	0,5	1	4
CE/LLF/04/02	1	2	4
CE/LLF/04/03	1,5	3	4
CE/LLF/04/04	2	4	4
CE/LLF/04/05	2,5	5	4
CE/LLF/04/06	3	6	4
CE/LLF/04/08	4	8	4
CE/LLF/04/10	5	10	4
CE/LLF/04/12	6	12	4
CE/LLF/04/16	8	16	4

FASCE TONDE


Articolo d'importazione



5 Ton

Fasce tonde di sollevamento 5 Ton rosse di alta qualità, in poliestere PES

Codice	L mt	Circonferenza mt	W.L.L. Ton
CE/LLF/05/02	1	2	5
CE/LLF/05/03	1,5	3	5
CE/LLF/05/04	2	4	5
CE/LLF/05/05	2,5	5	5
CE/LLF/05/06	3	6	5
CE/LLF/05/08	4	8	5
CE/LLF/05/10	5	10	5
CE/LLF/05/12	6	12	5
CE/LLF/05/16	8	16	5




6 Ton

Fasce tonde di sollevamento 6 Ton marroni di alta qualità, in poliestere PES

Codice	L mt	Circonferenza mt	W.L.L. Ton
CE/LLF/06/02	1	2	6
CE/LLF/06/03	1,5	3	6
CE/LLF/06/04	2	4	6
CE/LLF/06/05	2,5	5	6
CE/LLF/06/06	3	6	6
CE/LLF/06/08	4	8	6
CE/LLF/06/10	5	10	6
CE/LLF/06/12	6	12	6
CE/LLF/06/16	8	16	6

FASCE TONDE


Articolo d'importazione



8 Ton

Fasce tonde di sollevamento 8 Ton blu di alta qualità, in poliestere PES

Codice	L mt	Circonferenza mt	W.L.L. Ton
CE/LLF/08/02	1	2	8
CE/LLF/08/03	1,5	3	8
CE/LLF/08/04	2	4	8
CE/LLF/08/05	2,5	5	8
CE/LLF/08/06	3	6	8
CE/LLF/08/08	4	8	8
CE/LLF/08/10	5	10	8
CE/LLF/08/12	6	12	8
CE/LLF/08/16	8	16	8



10 Ton

Fasce tonde di sollevamento 10 Ton arancioni di alta qualità, in poliestere PES

Codice	L mt	Circonferenza mt	W.L.L. Ton
CE/LLF/10/02	1	2	10
CE/LLF/10/03	1,5	3	10
CE/LLF/10/04	2	4	10
CE/LLF/10/05	2,5	5	10
CE/LLF/10/06	3	6	10
CE/LLF/10/08	4	8	10
CE/LLF/10/10	5	10	10
CE/LLF/10/12	6	12	10
CE/LLF/10/16	8	16	10