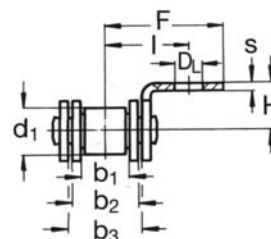
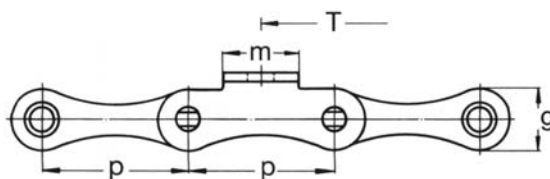
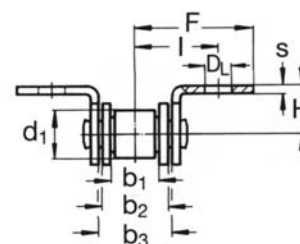
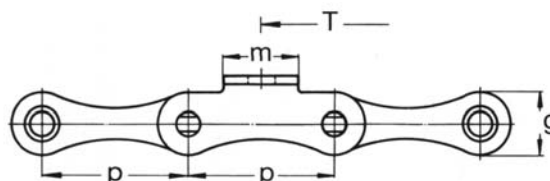




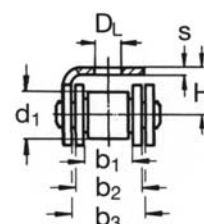
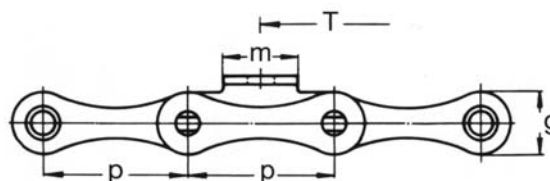
A
Attacchi piegati, su un lato



B
Attacchi piegati, su entrambi i lati



C
Attacchi sopra la catena, su un lato



Per le misure senza tolleranze sono validi i criteri a norme DIN ISO 2768 c

Catena 	Passo		Largh. interna b_1 min.	Largh. maglia interna b_2 max.	Largh. tra le piastre esterne b_3 min.	\varnothing rullo d_1 max.	Altezza della piastra g max.	Carico di rottura F_B min.	Dimensioni degli attacchi					
	p								m	D_L	I	F	H	s
N.	mm	pollici	mm	mm	mm	mm	mm	kN	mm	mm	mm	mm	mm	mm
713	25,4	1	7,75	11,30	11,43	8,51	11,8	18,0	13,0	4,5	13,1	19,3	10,0	1,60
717	31,75	1 1/4	9,65	13,28	13,41	10,16	14,7	22,4	15,0	5,5	16,7	26,7	10,0	1,70
722	38,1	1 1/2	11,68	15,62	15,75	12,07	16,1	29,0	19,0	6,6	18,5	26,0	11,0	1,80
728	50,8	2	17,02	25,40	25,60	15,88	21,0	60,0	30,0	9,0	28,9	43,0	18,0	3,00
734	63,5	2 1/2	19,56	29,00	29,20	19,05	28,5	95,0	35,0	9,0	33,1	49,6	18,0	3,75

Catene a passo lungo serie RF con attacchi piegati ad un foro

713 RF	25,4	1	7,75	11,30	11,43	8,51	11,8	12,0	13,0	4,5	13,1	19,5	10,0	1,6
717 RF	31,75	1 1/4	9,65	13,28	13,41	10,16	14,7	14,5	15,0	5,5	16,7	26,7	10,0	1,7
722 RF	38,1	1 1/2	11,68	15,62	15,75	12,07	16,1	18,5	19,0	6,6	18,5	26,0	11,0	1,8
728 RF	50,8	2	17,02	25,40	25,60	15,88	21,0	40,0	30,0	9,0	28,9	43,0	18,0	3,0

Disponibili anche Marathon